



# ChromCrete

from Strata Tiles

#### Head Office

Strata Tiles Ltd  
Polar House  
6 Midleton Industrial Estate  
Guildford, Surrey, GU2 8XW

#### Showroom

studio62  
62 Clerkenwell Road  
London  
EC1M 5PX


**tel:** 0800 012 1454  
**fax:** 01483 453 799  
**email:** [info@stratatiles.co.uk](mailto:info@stratatiles.co.uk)  
**web:** [www.stratatiles.co.uk](http://www.stratatiles.co.uk)

## ChromCrete

Strata Tiles strive to be at the forefront of innovative design. A kite shaped tile, inspired by the Ottoman Empire? We've got it. A self-cleaning tile that cleans the air we breathe? We supply it. But sometimes you will find yourself seeking eternal style, a true classic.

Proudly presenting **ChromCrete**, a compact collection of fine porcelain tiles that promise to provide exactly what you need for heavy traffic, residential and retail solutions. Available in a neutral palette of our most popular tones, from pale beige to pitch black, ChromCrete will enhance and complement your surroundings.

Part of our Technical Limestone range, this new portfolio of tiles is making its debut on some fantastic projects across Europe.



# ChromCrete

## Available in six sizes

60 x 60cm  
60 x 30cm  
60 x 15cm  
10 x 60cm  
5 x 60cm  
10 x 10cm

## ChromCrete is also available in

30 x 30cm Mosaics  
30 x 30cm Stack Bonded  
30 x 30cm Brick Bonded

## Thickness

### 60 x 60cm

10.5mm\* / Natural  
9.5mm / Polished

### 60 x 30cm




10.5mm\* / Natural  
9.5mm / Natural & Slate  
8.5mm / Polished

### 60 x 15.10 x 60cm 5 x 60cm. 10 x 10cm

9.5mm

\* Rectified






## ChromCrete

Part of the **Technical Limestone** Range

Strata Tiles have created a rounded and powerful suite of ranges aimed at pooling similar trends into potent collections. Technical Limestone is one such collection, made up of four or five ranges, ChromCrete being just one, Technical Limestone offers you an engineered limestone portfolio.



This range is a cross over in style between a natural slate and an engineered stone and offers products with wider surface finishes than those in our Technical Basalt range.

If you would like to see our other ranges, please contact us on 0800 012 1454 and we will be happy to visit your offices to show you a wide selection of products to meet your needs.



Cheltenham Racecourse



Case Study / Mile End



## ChromCrete | Colours



Colour Ref:

GRCH-096



GRCH-097



GRCH-095




GRCH-094



GRCH-099



GRCH-100



GRCH-098

## ChromCrete | Finishes

Natural, Polished & Slate\*


Slate in GRCH-94, 95, 98 & 100 ONLY

(GRCH-99 will soon become available in Slate finish)

## ChromCrete | Samples

If you would like us to send you 10x10cm samples of this range please feel free to contact us by calling 0800 012 1454 or by emailing [info@stratatiles.co.uk](mailto:info@stratatiles.co.uk). Alternatively, we are happy to hand deliver full sized samples or a bespoke sample wallet of this range whilst stocks are available. We look forward to your call.

# ChromCrete | Sizes



# ChromCrete | Technical Characteristics

## Dimensional and Surface Quality

	Standard
Length & width	ISO 10545-2
Thickness	ISO 10545-2
Rectangularity	ISO 10545-2
Straightness of edges	ISO 10545-2
Surface flatness	ISO 10545-2

## Requirement by EN 14411 Standard

± 0.6%	± 0.2%
± 5%	± 0.2%
± 0.5%	± 0.2%
± 0.5%	± 0.2%
± 0.5%	± 0.2%

## Physical Properties

Water absorption.	ISO 10545-3
Flexural strength	ISO 10545-4
Frost resistance	ISO 10545-12
Resistance to abrasion	ISO 10545-6
Linear thermal expansion	ISO 10545-8
Hardness (Mohs Scale)	UNI EN 101

≤ 0.5%	Average Value: 0.1%
≥ 27N/mm <sup>2</sup>	Average Value: 40N/mm <sup>2</sup>
Required	Average Value: Resists
Max ≤205mm <sup>3</sup>	Average Value: 115mm <sup>2</sup>
≤ 9 MK4	Average Value: 6.2 MK4
≥ 6	8

## Slip Resistance

DIN 51130

R9	= 6° + 10°	Natural
R10	= 10° + 19°	
R11	= 19° + 27°	Slate

## Pendulum Test

Finish	Surface Roughness	Result	
		Dry	Wet
<b>Natural</b>	14.3	61	40
<b>Polished</b>	3.7	67	6
<b>Slate</b>	25.6	65	49

## Potential for Slip

High  
Moderate  
Low

## Pendulum Test Value

0 - 24  
25 - 35  
36+

The TRL pendulum tester has a range of readings from 0 to 150, high values indicating good slip resistance. Guidance on the interpretation of results using the Four S Slider is suggested by the UK Slip Resistance Group<sup>2</sup> as listed above.

## More ranges from Strata Tiles

Strata Tiles have a number of other collections that you may be interested in, below are some brief details of these. Please contact us if you would like any samples of these stunning ranges.

### Technical Basalt

A mature range of porcelain tiles for the contemporary high traffic project

### Technical Concrete

A selection of great ranges giving that richness and benefits of an engineered concrete

### Technical Limestone

A beautifully presented range and uber modern in design. Loved by Architect and Interior Designer alike.

### Technical Stone

An incredible portfolio of technical stone extensively used throughout heavy traffic environments due to its strength and durability

### Natural Stone

A rich selection of natural stone make up a portfolio of truly emotive colours and finishes.

### Mosaics

One of the largest portfolios of mosaics and a regular resource for many design practices. From marble and porcelain to glass and ceramic mosaics, we really can almost provide any colour match needed.





## Strata Tiles Case Studies

Strata Tiles are proud to have supplied material for some of the most striking projects, from sports centres to airports, underground stations to luxury hotels. The materials we provide are also as varied, from beautiful natural stone to porcelain tiles, solid marble to glass mosaics.

Below are just a few of the great projects we have been proud to work on.

### Play

Hilton Hotels  
 Arsenal Stadium  
 Ascot Racecourse  
 Cheltenham Race Course  
 Mile End Stadium  
 National Gallery  
 St Andrews Golf Course  
 The Royal Festival Hall  
 Tower of London  
 Wembley Arena  
 Kentish Town Leisure Centre  
 Marriott Hotels  
 Bepton Park Hotel & Spa  
 Mile End Leisure Centre  
 Newmarket Racecourse  
 Novotel Hotels  
 O2 Arena Dome

### Work

Abu Dhabi Commercial Bank  
 Bank of Ireland  
 Bank of New York  
 BBC  
 Birmingham Children's Hospital  
 BUPA Hospitals  
 Chinese Embassy  
 DEFRA Vet Labs & Offices  
 Evelina Children's Hospital  
 GSK  
 IBM Southbank  
 London Stock Exchange  
 Pfizers  
 Isleworth Courts  
 Johnson & Johnson  
 King's College Hospital  
 McClaren, Park Lane  
 Mitre House  
 Old Bailey  
 Pepsi Cola HQ

### Education

Cambridge Science Park  
 Canterbury High School  
 Emmanuel College, Cambridge  
 Harrow School  
 Imperial College  
 Jesus College, Cambridge  
 King's College London  
 Nottingham University  
 Queen Mary's College  
 Lancashire University  
 Loughborough University  
 Open University  
 Hampshire County Council Schools

### Travel

Aberdeen Airport  
 Abu Dhabi Airport  
 Farnborough Airport  
 Heathrow T1/T3/T4/T5  
 London Underground Stations  
 Newcastle Airport  
 East London Line  
 Kildare Route Station (Ireland)  
 Kings Cross

### Retail

Aldi Stores  
 Evans Store. Worldwide  
 Harrods  
 Harvey Nichols  
 HSBC  
 Jamie's Italian Restaurants  
 JD Sports Stores  
 John Lewis  
 Next Stores  
 Orange Stores  
 Pret À Manger  
 Primark Stores  
 Sainsbury's  
 Ikea  
 McDonalds  
 Miss Selfridge  
 Topshop/Topman  
 Jones the Bootmaker

### Living

Grosvenor Waterside  
 Westminster Apartments  
 Leftbank Apartments, Manchester  
 Wenlock Works

#### **Head Office**

Strata Tiles Ltd  
Polar House  
6 Midleton Industrial Estate  
Guildford, Surrey, GU2 8XW

#### **Showroom**

studio62  
62 Clerkenwell Road  
London  
EC1M 5PX

**tel:** 0800 012 1454

**fax:** 01483 453 799

**email:** [info@stratatiles.co.uk](mailto:info@stratatiles.co.uk)

**web:** [www.stratatiles.co.uk](http://www.stratatiles.co.uk)

This Brochure was composed in March 2011 for Strata Tiles Ltd. The details within are correct as of the time of going to print.

**Please note:** Product colouration may vary from this brochure to actual samples due to print qualities and duplication of images. We strongly advise customers to view actual samples and preferably liaise with our sales team to ensure no confusions of specific tones or finishes.

We are more than happy to discuss any questions with you. Call FREEPHONE on 0800 012 1454