



Presence

from Strata Tiles

A collection of tactile products to inspire the environment around us

PRESENCE

PRESENCE is the exciting new collection from Strata Tiles, a rich portfolio of ceramic tiles, visually tactile and bold in design. PRESENCE combines stunning aesthetic qualities that attract the high end market due to their versatility and appeal.

Within the PRESENCE range is **LIVING**, a collection of tiles that combine striking design with ground breaking technology. Due to a mix of volcanic ash, clay and other raw materials, the **LIVING** range has fantastic ECO credentials as each tile is capable of absorbing harmful substances, controlling humidity and even reducing odours caused by pets or cigarette smoke.

Beautifully composed and benefiting from a subtle palette of tones, PRESENCE invites the mystique and inspiration of the East to designers and projects the world over.

PRESENCE

The Standard Range

Stars	p4
Acoustic	p4
Weave	p5
Expression	p5
Form	p6
Definition	p6
Senses	p7
Touch	p7
Bold	p8
Keys	p8

Technical Information

Standard	p14
Living	p15

PRESENCE

The Living Range


Cube Mosaic	p10
Blocks	p11
Square Mosaic	p11
Rock Mosaic	p11
Folds	p12
Stones	p12
Walls	p12
Cottage	p13
Q-Stone	p13
Ribbed	p13
Palette	p13
Smooth Line	p13



Stars

PRESENCE
The Standard Range

Available Sizes
597 x 597mm



PRST -02



PRST -01



PRST -03

Acoustic

PRESENCE
The Standard Range

* This is a custom made product

Available Sizes
295 X 295mm
595 X 145mm



PRAC-01



PRAC-03



PRAC-02



PRAC-04

Weave

PRESENCE
The Standard Range



PRWE-04

Available Sizes
300 X 150mm / per sheet
147.5x10mm / per piece



PRWE-01



PRWE-03




PRWE-04



PRWE-02

Expression

PRESENCE
The Standard Range



PREX-04

Available Sizes
200 X 150mm (per sheet)
198 X 10mm (per piece)



PREX-03



PREX-02



PREX-01

Definition


PRESENCE
The Standard Range

Available Sizes

300 X 300mm / per sheet
28 X 28mm / per piece



PRDE-01



PRDE-02



PRDE-03



PRDE-04

Form

PRESENCE
The Standard Range

Available Sizes

300 X 300mm / per sheet
72 X 72mm / per piece



PRFO-01



PRFO-03




PRFO-02


Senses

PRESENCE
The Standard Range


Available Sizes
237 X 90mm Per Sheet
235 X 13mm Per Piece



PRSE-01



PRSE-03



PRSE-02

Touch

PRESENCE
The Standard Range

Available Sizes
297 X 297mm
(Custom Made) 597 X 597mm



PRTO-02



PRTO-01



PRTO-03

Bold

PRESENCE
The Standard Range

Available Sizes

FLAT: 300x300mm (Per Sheet)
145x30mm (per Piece)

ROUND: 300x300mm (Per Sheet)
145x30mm (per Piece)



PRBO-04



PRBO-01



PRBO-03



PRBO-02


Keys

PRESENCE
The Standard Range

Available Sizes
235 X 19.5mm
Custom Made



PRKE-02



PRKE-01

PRESENCE

The 'LIVING Range'

LIVING is an extended range within PRESENCE. An extremely luxurious blend of aesthetic design and mix of material gives this new product 'living qualities' through its incredible ability to absorb moisture and ultimately:

- > Control humidity
- > Reduce odours
- > Absorb harmful substances


LIVING






Cube Mosaic | *The Living Range*

Subtle design, each able to control humidity, reduce odours & absorb harmful substances through its composition of mixture of materials.




PRLI- 01




PRLI- 02



PRLI- 03



PRLI- 04



Example of wall corner mounting

Sizes Available
303 X 303mm (per sheet)
30.3x30.3x3mm (per piece)

Blocks



Example of wall corner mounting



PRLI- 05




PRLI- 06

Sizes Available
303 X 303mm (per sheet) 60.6 x 60.6mm (per piece)


Square Mosaic



Example of wall corner mounting




PRLI- 07



PRLI- 08



PRLI- 09



PRLI- 10

Sizes Available
303 X 303mm (per sheet) 30.3 x 30.3mm (per piece)

Rock Mosaic



PRLI- 11




PRLI- 12

Sizes Available
302 X 302mm (per sheet) 74.75 x 24.25mm (per piece)



PRLI- 13



PRLI- 14



PRLI- 15

Sizes Available
302 X 302mm (per sheet) 302 x 24.25mm (per piece)



PRLI- 16




PRLI- 17



PRLI- 18

Sizes Available
606 X 1212mm (per set)



PRLI- 19



PRLI- 20



PRLI- 21



PRLI- 22



PRLI- 23

Sizes Available
202 X 50mm (individual piece)


Folds



Stones



Walls



Cottage

Sizes Available
909 X 909mm (per set)




PRLI-24



PRLI-25

Q-Stone



Sizes Available
303 X 303mm
303 X 455mm



PRLI-26




PRLI-27



PRLI-28

Ribbed



Sizes Available
303 X 303mm
303 X 455mm



PRLI-29



PRLI-30



PRLI-31



PRLI-32

LIVING

Palette



PRLI-33



PRLI-34



PRLI-35



PRLI-36



PRLI-37



PRLI-38



PRLI-39



PRLI-40



PRLI-41



PRLI-42

Sizes Available
303 X 303mm | 303 X 455mm | 455 x 455mm (Custom Made)

Smooth Line



PRLI-43



PRLI-44



PRLI-45

Sizes Available
303 X 303mm

PRESENCE

Technical Information

	Material	Interior Wall	Exterior Wall	Remarks	Individual Size	Sheet Size	Water Absorption (According to EN Standards)
Stars	Soapstone glazed. Soapstone has elasticity therefore is durable	OK	OK	Custom Made	597 X 597mm		15.5%
Acoustic	Soapstone glazed. Soapstone has elasticity therefore is durable	OK	OK	Custom Made	295 X 295 mm 595 X 145 mm		15.5%
Weave	Porcelain Unglazed Mesh mounted	OK	OK		147.5 X 10 mm	300 X 150mm	0.4%
Expression	Porcelain Unglazed Mesh mounted *	OK	OK	Custom Made	198 X 10mm	200 X 150 mm	1.4%
Form	Porcelain Unglazed Mesh mounted	OK	OK		72 X 72mm	300 X 300 mm	EN Standards Pending
Definition	Stoneware Thin glazed Mesh mounted	OK	OK		28 X 28 mm	300 X 300 mm	EN Standards Pending
Senses	Porcelain Glazed Dots mounted	OK	OK		235 X 13 mm	237 X 90 mm	0.2%
Touch	Soapstone glazed. Soapstone has elasticity Therefore is durable	OK	OK	Custom Made	297 X 297 mm 597 X 597 mm		15.5%
Bold	Porcelain Glazed Paper mounted	OK	OK		145 X 30 mm	300 X 300 mm	0.1%
Keys	Porcelain Unglazed Mesh mounted	OK	OK	Custom Made	245 X 315 mm (with tile joints) 237 X 303 mm (without tile joints)	235 X 195mm	EN Standards Pending
Ripples	Soapstone glazed. Soapstone has elasticity therefore is durable	OK	OK	Custom Made >	297 X 297 mm 597 X 297 mm 897 X 297 mm		15.5%

*Avoid applying the tile in places where there is a possibility of direct contact of skin

The LIVING Range

Technical Information

	Material	Interior Wall	Exterior Wall	Remarks	Individual Size	Sheet Size	Water Absorption (According to EN Standards)
Cube Mosaic	Mesh mounted	OK	NO		30.3 X 30.3 mm	303 X 303 mm	+/- 24%
Blocks	Mesh mounted	OK	NO		60.6 X 60.6 mm	303 X 303 mm	+/- 24%
Square Mosaic	Mesh mounted	OK	NO		30.3 X 30.3 mm	303 X 303 mm	+/- 24%
Rock Mosaic	Mesh mounted	OK	NO		74.75 X 24.25mm	302 X 302 mm	+/- 24%
Folds	Mesh mounted	OK	NO		302 X 24.25 mm	302 X 302 mm	+/- 24%
Stones		OK	NO			606 X 1212mm	+/- 24%
Wall		OK	NO		202 X 50 mm		+/- 24%
Cottage		OK	NO		Mix of sizes	909 X 909 mm	+/- 24%
Q-Stone		OK	NO			303 X 303 mm 303 X 455 mm	+/- 24%
Ribbed		OK	NO			303 X 303 mm 303 X 455 mm	+/- 24%
Palette		OK	NO			303 X 303 mm 303 X 455 mm	+/- 24%
Smooth		OK	NO			303 X 303 mm	+/- 24%

LIVING

All PRESENCE material is ceramic.
All PRESENCE ranges are not suitable for floor applications

LIVING is a "new generation of ceramic" and for this reason EN Standards are pending. LIVING is made up of volcanic ashes, clay and parts of raw material. The most important mineral in LIVING is Allophane.

HEAD OFFICE

Strata Tiles Ltd
Polar House
6 Midleton Industrial Estate
Guildford
Surrey
GU2 8XW

SHOWROOM

studio62
62 Clerkenwell Road
London
EC1M 5PX

Tel: 0800 012 1454

Fax: 01483 453 799

Email: info@stratatile.co.uk

Web: www.stratatile.co.uk

