



# Tundra

from Strata Tiles




LEED Compliant  
Product

## Tundra

Tundra is part of our Technical Basalt Collection, a stunning suite of porcelain tiles of mature tones that make for a rich portfolio of urban finishes. Tundra is a sleek addition to this range benefiting from a palette of five colours in two finishes and ideal for a durable contemporary finish.

Tundra is a high performance porcelain stoneware tile developed using cutting edge techniques and has been specifically designed to be appropriate for high traffic environments.





Would you like a sample of this product?  
If you would like us to send you a FREE sample  
of this product please call us on 0800 012 1454





## Attention to Detail

With the addition of variations of tiles with special insets as shown here, Tundra becomes a creative surface for both commercial and living spaces seeking that something extra special.





Stunningly beautiful, endlessly chic - Tundra delivers the WOW factor!



## Tundra | Colours




Colour Ref: HOTSU-01



Colour Ref: HOTSU-02



Colour Ref: HOTSU-03



Colour Ref: HOTSU-04



Colour Ref: HOTSU-05

For a sample of these colours, please  
email [info@stratatile.co.uk](mailto:info@stratatile.co.uk) or call  
0800 012 1454


## Tundra | Finishes

Natural

## Tundra | Samples

If you would like us to send you 10x10cm samples of this range please feel free to contact us by calling 0800 012 1454 or by emailing [info@stratatile.co.uk](mailto:info@stratatile.co.uk). Alternatively, we are happy to hand deliver full sized samples or a bespoke sample wallet of this range whilst stocks are available. We look forward to your call.

## Tundra | Sizes



120x60cm

120x30cm



60x60cm



60x30cm



60x15cm



45x45cm


### PLEASE NOTE:

Sizes 120X 60cm and 120x30cm only available for the following colours:

- > HOTU-02
- > HOTU-03
- > HOTU-05



30x30cm  
Belt Bonded



30x30cm  
5x2.5cm pieces  
Mosaic

Thickness  
10mm

## Tundra | Technical Characteristics

Product Classification:

BS EN 14411 Group B1a Fully Vitrified Porcelain Tile. Monocaliber, square and rectified edges

Tested in accordance with:

BS EN 10545, unless otherwise stated.

### Feature

#### Dimensional and Surface Quality

Feature	Requirement	Typical Values
Length & width	± 0.6%	± 0.01%
Thickness	± 5%	± 2%
Rectangularity	± 0.6%	± 0.2%
Straightness of edges	± 0.5%	± 0.1%
Centre curvature	± 0.5%	± 0.2%
Edge curvature	± 0.5%	± 0.2%
Surface flatness (warpage)	± 0.5%	± 0.1%
Surface quality	Minimum 95% without defect	Guaranteed

#### Physical Properties

Water absorption	≤ 0.5%	0.08%
Module of rupture	≥ 35N/mm <sup>2</sup>	49.7N/mm <sup>2</sup>
Breaking strength	Minimum 1300N	2937N
Frost resistance	Required	Guaranteed
Resistance to abrasion	≤175mm <sup>3</sup>	≤133mm <sup>3</sup>
Linear thermal expansion	≤9x10 <sup>-6</sup> K <sup>-1</sup>	≤5.8x10 <sup>-6</sup> °C <sup>-1</sup>
Thermal shock resistance	No damage	Conforms

#### Slip Resistance:

DIN 51130 Inclined plane

R9 (in all colours)

R10 (in colours HOTU-02, 03 and 05 and 30x60cm only)

## Pendulum Test

Finish	Surface Roughness	Result	
		Dry	Wet
<b>Natural</b>	20.2	60	35

#### Potential for Slip

High  
Moderate  
Low

#### Pendulum Test Value

0 - 24  
25 - 35  
36+

The TRL pendulum tester has a range of readings from 0 to 150, high values indicating good slip resistance. Guidance on the interpretation of results using the Four S Slider is suggested by the UK Slip Resistance Group<sup>2</sup> as listed above.

## More ranges from Strata Tiles

Strata Tiles have a number of other collections that you may be interested in, below are some brief details of these. Please contact us if you would like any samples of these stunning ranges.

### Technical Basalt

A mature range of porcelain tiles for the contemporary high traffic project

### Technical Concrete

A selection of great ranges giving that richness and benefits of an engineered concrete

### Technical Limestone

A beautifully presented range and modern in design. Loved by Architect and Interior Designer alike.

### Technical Stone

An incredible portfolio of technical stone extensively used throughout heavy traffic environments due to its strength and durability

### Natural Stone

A rich selection of natural stone make up a portfolio of truly emotive colours and finishes.

### Mosaics

One of the largest portfolios of mosaics and a regular resource for many design practices. From marble and porcelain to glass and ceramic mosaics, we really can almost provide any colour match needed.





## Strata Tiles Case Studies

Strata Tiles are proud to have supplied material for some of the most striking projects, from sports centres to airports, underground stations to luxury hotels. The materials we provide are also as varied, from beautiful natural stone to porcelain tiles, solid marble to glass mosaics.

Below are just a few of the great projects we have been proud to work on.

### Play

Hilton Hotels  
Arsenal Stadium  
Ascot Racecourse  
Cheltenham Race Course  
Mile End Stadium  
National Gallery  
St Andrews Golf Course  
The Royal Festival Hall  
Tower of London  
Wembley Arena  
Kentish Town Leisure Centre  
Marriott Hotels  
Bepton Park Hotel & Spa  
Mile End Leisure Centre  
Newmarket Racecourse  
Novotel Hotels  
O2 Arena Dome

### Work

Abu Dhabi Commercial Bank  
Bank of Ireland  
Bank of New York  
BBC  
Birmingham Children's Hospital  
BUPA Hospitals  
Chinese Embassy  
DEFRA Vet Labs & Offices  
Evelina Children's Hospital  
GSK  
IBM Southbank  
London Stock Exchange  
Pfizers  
Isleworth Courts  
Johnson & Johnson  
King's College Hospital  
McClaren, Park Lane  
Mitre House  
Old Bailey  
Pepsi Cola HQ

### Education

Cambridge Science Park  
Canterbury High School  
Emmanuel College, Cambridge  
Harrow School  
Imperial College  
Jesus College, Cambridge  
King's College London  
Nottingham University  
Queen Mary's College  
Lancashire University  
Loughborough University  
Open University  
Hampshire County Council Schools

### Travel

Aberdeen Airport  
Abu Dhabi Airport  
Farnborough Airport  
Heathrow T1/T3/T4/T5  
London Underground Stations  
Newcastle Airport  
East London Line  
Kildare Route Station (Ireland)  
Kings Cross

### Retail

Aldi Stores  
Evans Store. Worldwide  
Harrods  
Harvey Nichols  
HSBC  
Jamie's Italian Restaurants  
JD Sports Stores  
John Lewis  
Next Stores  
Orange Stores  
Pret A Manger  
Primark Stores  
Sainsbury's  
Ikea  
McDonalds  
Miss Selfridge  
Topshop/Topman  
Jones the Bootmaker

### Living

Grosvenor Waterside  
Westminster Apartments  
Leftbank Apartments, Manchester  
Wenlock Works

#### HEAD OFFICE

Strata Tiles Ltd  
Polar House  
6 Midleton Industrial Estate  
Guildford, Surrey, GU2 8XW

#### SHOWROOM

Studio62  
62 Clerkenwell Road  
London  
EC1M 5PX

Tel: 0800 012 1454

Fax: 01483 453 799

Web: [www.stratatiles.co.uk](http://www.stratatiles.co.uk)

E-mail: [info@stratatiles.co.uk](mailto:info@stratatiles.co.uk)

This Brochure was composed in March 2011 for Strata Tiles Ltd. The details within are correct as of the time of going to print.

**Please note:** Product colouration may vary from this brochure to actual samples due to print qualities and duplication of images. We strongly advise customers to view actual samples and preferably liaise with our sales team to ensure no confusions of specific tones or finishes.

We are more than happy to discuss any questions with you. Call FREEPHONE on 0800 012 1454